

Elections - 2019


Throughout the year, our little Santa Marians have been occupied by various activities, such as Food stall, exhibitions, bonding with the tree and so on.

However as the year came to an end "The Elections" was the most awaited event.

This year too, children got an opportunity to experience the various stages of elections and participated in it.



The five candidates selected to represent their teams for the elections were the Goat, the Dog, the Rabbit, the Fan pigeon and the Hen.





An Energetic campaign was conducted in the assembly and in every class. Interesting methods like singing songs, showing videos in which the details of each candidate is given and chanting of slogans were used in a bid to influence and motivate the children to vote for their candidate.



Each child was issued a voter's ID card that had their photo and important information filled. The importance of the voter's card was discussed in the assembly and in the class.

Nevan- we cannot vote without a voter's ID card it is like our school ID card.

Tanishka- No one can use my voters ID card it has my name and my photo on it.

Getting to know the Voting process...



The various steps and stages of the polling process were explained to the children, starting from showing the ballot paper with the candidate's images on it to the voter's card and ballot box. This helped children to understand the entire process of voting before the polling.



The Objective:

The objective of the whole exercise was to help children engage in the election in order to understand the procedures while being a part of it. Children participated in discussions where they were informed about the various aspects of the activity like being a voter, making a choice, following the rules like carrying the voters ID cards; a vote can be cast only once etc.

The children were thrilled to know that their thumb impression is their unique identification that is why they put a thumb impression on the ballot paper.

After being aware about all aspects of the Election procedure children felt empowered to make a choice as to whom they would like to vote for.

Abhisha- I am confused I don't know whom to vote for? I like the rabbit but the goat gives us milk.

Anushka -The fan pigeon is so beautiful and it can carry messages from one place to another.

Vibhor- The goat is the best it gives us milk and meat to eat, the rabbit does not.

Yang-The hen gives us eggs, which makes us strong.

Prabuddh- The dog is a very intelligent animal. During the morning news ma'am told us that Asha the dog sniffed out bombs.

Polling Day

The final stage of the elections was the voting day.

The polling day was greatly awaited by the children and they were excited and eager to cast their votes.



Step 1- The voting started with verification of the voters ID card by our gracious parent volunteers.



Step 2- The child chooses the candidate he/she wants to vote for and puts a thumb impression on it.



Step 3- A mark is put on the finger to indicate that the child has cast his/her vote.



After the completion of the voting process .The final stage unfolds "Counting of the votes".



Announcement of the Polling Result



All the candidates their supporters and the young voters assembled in the garden and eagerly waited to hear the results.



The Winner is ...

The candidate with the highest vote was declared the winner.
The children cheered and applauded the winner.





Final Tally

1st place- Candidate Dog with 72 votes

- 2nd place - Candidate Rabbit with 54 votes
 3rd place - Candidate Hen with 50 votes
 4th place- Candidate Goat with 41 votes
 5th place- Candidate Fan pigeon with 38 votes

Election Recall





Thank You